

# SENSOFT FREIGHT MANAGEMENT SOFTWARE

---

Transform Your Freight  
Forwarding Business Today

**Sensoft Technologies**

Lapaz on the N1  
Accra, Ghana

024 4127 426  
[info@sensoftsolutions.com](mailto:info@sensoftsolutions.com)



# Unlock the Power of Efficiency, Cost Savings, and Customer Satisfaction

Sensoft Technologies' Freight Management Software is designed to revolutionize the way freight forwarding businesses operate. Our solution streamlines operations, reduces costs, and enhances customer satisfaction, all while providing the scalability necessary for growth. By implementing our software, your business will experience seamless, automated workflows, and improved decision-making capabilities.

---

---

## USER ROLE MANAGEMENT AND ACCESS CONTROL

- **Define User Roles:** Create user roles with specific access rights tailored to different functions within the system, ensuring your operations run smoothly and securely.
  - **Controlled Access:** Secure sensitive data with role-based permissions, giving employees and management control over the information they need to perform their roles effectively.
- 

## CUSTOMER WEB APP

Customer can log in and view the progress of all his jobs and view invoices and payments.

## BENEFITS TO FREIGHT FORWARDERS

Implementing Sensoft Technologies Freight Management Software brings substantial business advantages:

- **Operational Efficiency:** Automate time-consuming processes, streamline workflows, and accelerate shipment processing.
- **Cost Reduction:** Save on transportation and inventory costs while optimizing routes and operations.
- **Customer Satisfaction:** Deliver timely, reliable, and transparent service, boosting client trust and loyalty.
- **Scalability:** Enjoy a solution that grows with your business, capable of adapting to expanding operations and increasing complexity.

# Overview:

The Shipment Management System is designed to streamline and simplify the logistics, financial, and human resource operations of your business. It integrates various functionalities to efficiently manage shipments, track financial transactions, and oversee employee activities. The system is organized into distinct groups, each catering to a specific aspect of shipment management, ensuring smooth workflows, improved productivity, and enhanced reporting capabilities.

---

## Key Software Features:

1. **Clearing Group:**
  - **Import Handling:**
    - Import AWB/BL: Manage clearing jobs related to imports and enter BL details for consignees.
    - Quick Entry: Quickly add clearing entries to expedite job processing.
    - Tag BL Dept: Tag BLs to specific departments for organization.
    - Ex-WareHouse: Enter goods removed from warehousing.
2. **Marketing Group:**
  - **Marketing Management:**
    - Marketing Campaigns: Organize and manage marketing campaigns.
    - Market Report: Generate insightful reports about marketing performance.
3. **Consolidation Group:**
  - **Manage Consolidation Jobs:**
    - Consolidation: Enter master BL details.
    - Add Houses: Add houses to master BL.
    - Track Consol Shipment: Track shipments in real-time, including consolidated shipments and freehand pickups.
    - Conso Shipment Report: Generate consolidated shipment reports for better visibility.
4. **Shipment Quotation Group:**
  - **Shipment Estimates and Quotations:**
    - Estimate: Create estimates, which can later be converted into invoices.
    - Quotation: Create price/quantity estimates in various currencies.
    - Estimates/Quotation List: View and manage all estimates and quotations.
5. **Shipment Information Group:**
  - **Locate and Track Shipment Info:**
    - Import Assigned Jobs: Manage jobs assigned to field officers.
    - Info: View detailed BL entries in a centralized location.
    - Track Port Activities: Monitor port activities related to shipments.
    - Job Progress: Track job status and monitor progress.
6. **Employee Expense Request:**
  - **Track and Manage Expenses:**
    - Expenses: Manage petty sales-related expenses effectively.
7. **BL Tracking:**
  - **BL Billing & Report Management:**
    - BL Billing Status: Track billing statuses of BLs.

- BL Track Report: Generate reports for tracking BLs.
  - Dashboard: Monitor accounting status with an intuitive dashboard summary.
- 8. Customer Management:**
- **Invoices and Payments:**
    - New Invoice: Create and manage new invoices.
    - Invoice List: View and manage all invoices.
    - Currency/Qty Invoice: Handle invoices involving different currencies and quantities.
    - Receive Payments: Track and manage payments received from clients.
    - Payments Received: View detailed payment records from clients.
    - Client Deposits: Manage deposits and refunds made by clients.
- 9. Vendor Management:**
- **Bills and Payments Management:**
    - Enter Bills: Record bills for payment processing.
    - Pay Bills: Process payments for bills.
    - Consignee Deposits: Manage consignees' deposits and invoice payments.
- 10. Expense Management:**
- **Record and Manage Expenses:**
    - Petty Cash: Track and manage petty cash transactions.
    - General/Transport Expenses: Manage general and transportation-related expenses.
    - Customer Expenses: Track expenses incurred on behalf of clients (hidden by default).
- 11. Fixed Assets:**
- **Asset Management:**
    - Asset Entry: Record new company assets.
    - Asset List: View and manage all fixed assets.
- 12. Accounting Transactions:**
- **Financial Transactions:**
    - Client Info and Transactions: Manage financial transactions and client information.
    - Ledger Transactions: View ledger entries.
    - Bank Reconciliations: Reconcile bank accounts and statements.
- 13. Human Resource (HR) Management:**
- **Employee and Attendance Management:**
    - Employees: Manage employee data and details.
    - Set Leave Days: Set leave days for employees.
    - Employee Leave Reports: Generate leave-related reports.
    - Daily Attendance Report: Track daily employee attendance.
    - Employee Reports: Access various employee reports.
    - Employee Leave By Date Report: Track employee leave by specific dates.
- 14. Shipping Reports:**
- **Comprehensive Shipping Reports:**
    - Imports/Exports Management: Generate reports for imports and exports.
    - Truck Trips, Consol, Air Shipment, Marketing: Track specific shipment categories.
    - Delayed Terminal Release: Report on delayed terminal releases.

- All Imports & Exports By Year: Summarize shipments for the year.
- Documentation Productivity Report: Track document generation efficiency.
- Staff Updates: Track updates to BOL statuses and port staff activities.

#### 15. Accounting Reports:

- **Financial Reporting:**
  - Expenses, Customer/Receivables, and Company Financials: View a comprehensive range of financial reports, including balance sheets, income statements, and cash flow.
  - Customer Statement, Container Expenses Summary, BL Job Exp/Income, and more.

---

## Conclusion:

The Shipment Management System provides a comprehensive suite of features designed to streamline every aspect of shipment operation, from tracking BLs to managing financial transactions and employee activities. Whether you're handling imports, exports, consolidations, quotations, or vendor relationships, this system centralizes data for easy access and management. With robust reporting tools and detailed tracking capabilities, businesses can ensure smooth, efficient, and profitable operations across all departments.

### Next Steps: Get Started with Sensoft Technologies

1. **Request a Demo**  
See firsthand how our Freight Management Software can transform your business. Schedule a personalized demonstration today and experience the future of freight forwarding.
2. **Customized Solution**  
Our team will tailor the software to your unique business needs, ensuring the best possible fit for your operations. We work closely with you to understand your requirements and deliver the ideal solution.
3. **Implementation & Training**  
Sensoft Technologies takes care of the software implementation process from start to finish. We also provide comprehensive training to ensure your team is equipped to use the software effectively and efficiently from day one.
4. **Continuous Support**  
Post-integration, we offer ongoing support to ensure your system runs smoothly. Our team is always available to assist with troubleshooting, updates, and optimizations.

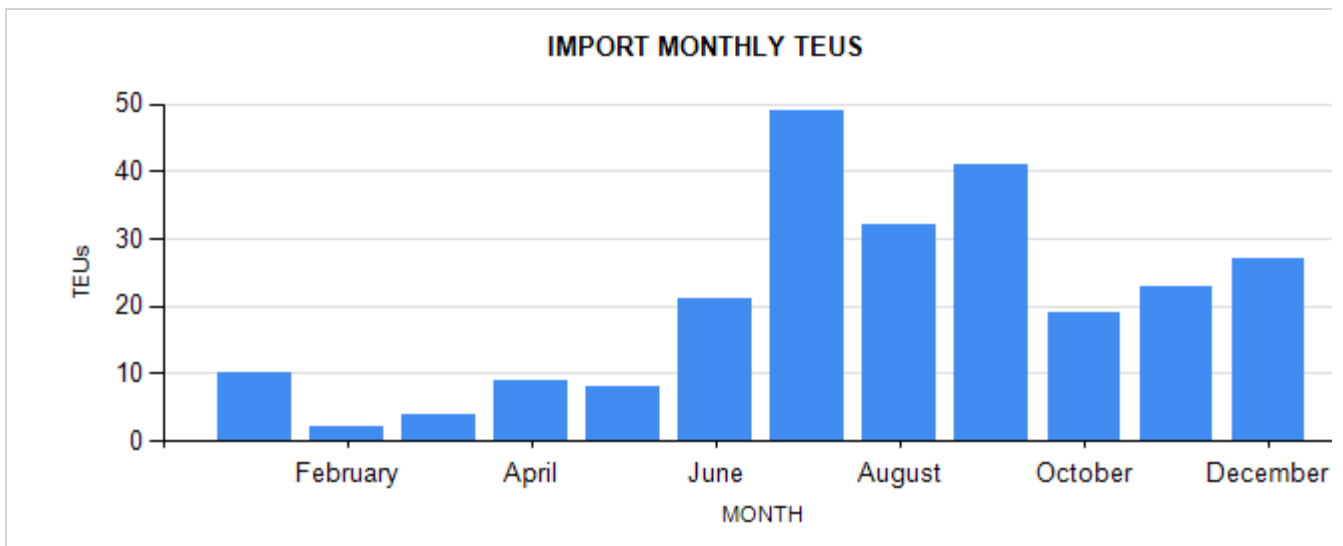
## Let Sensoft Technologies Help You Achieve Operational Excellence

Our Freight Management Software is designed to streamline your entire operation, from booking and invoicing to delivery and reporting. By automating key processes, reducing errors, and providing real-time visibility, our platform allows you to focus on what matters most: growing your business.

# SOME SELECTED REPORTS

## IMPORTS BY SELECTED PERIOD

VOLUMES BY MONTH					
MONTH	TEUs	20FT	40FT	PART	CARS
January	10	2	4	4	0
February	2	2	0	4	0
March	4	0	2	2	0
April	9	1	4	3	0
May	8	0	4	16	0
June	21	1	10	4	0
July	49	25	12	9	0
August	32	22	5	13	0
September	41	1	20	1	0
October	19	17	1	5	0
November	23	15	4	1	0
December	27	23	2	4	0
<b>TOTAL</b>	<b>245</b>	<b>109</b>	<b>68</b>	<b>66</b>	<b>0</b>



## CLIENT INVOICE



TIN: C0005109RRXX

**SENSOFT  
SHIPPING  
SERVICES LTD.**

P. O. BOX X10

ACCRA

Tel: 0244127426 Cell:  
0206227023Email:  
info@sensoftsolutions.com
**INVOICE**

<b>Ref No:</b>	<b>SSS-INV-24-432</b>	<b>Invoice Date</b>	<b>Job No.</b>	<b>Date of Arrival</b>
<b>BILL TO:</b>		23 . Aug . 2024	SSL/24/373	04 . Aug . 2024
BELL SUPPLIES LTD (TIN: )		<b>Bill of Lading</b>	<b>Containers:</b>	<b>Shipping Line:</b>
P.O.BOX GH 7000		CFRDTEM66821	1 X 40FT / PART	SACO SHIPPING GHANA
ACCRA		<b>Date Doc Received</b>		<b>Weight (kg)</b>
<b>ATT:</b>		23 . Aug . 2024		264.00

**DESCRIPTION / NARATION:** STC 1 X 40FT / PART 4 BOXES BUSHES & NIPPLES 300 AEROSOLS NF CONTACT CLEANER No. of Pkgs:4  
STC 4 BOXES BUSHES & NIPPLES 300 AEROSOLS NF CONTACT CLEANER

Description of Charges	Amount
IMPORT/EXPORT CLEARANCE-TAX	2,000.00 *
DOCUMENTATION CHARGE	900.00
CUSTOMS DUTY	9,825.10
SHIPPING LINE CHARGES	9,865.75
ENVIRONMENTAL PROTECTION AGENCY	750.00
MINERALS COMMISSION	622.75
GHANA STANDARD AUTHORITY	2,000.00
CEPS PROTOCOL	3,000.00
PROCESSING CHARGE	5,000.00
HAULAGE CHARGE	15,000.00
SERVICE CHARGE	2,453.18
<b>Sub Total:</b>	<b>51,416.78</b>

<b>AMOUNT IN WORDS</b>
FIFTY ONE THOUSAND, EIGHT HUNDRED FIFTY FOUR GHANA CEDIS AND SEVENTY EIGHT PESEWAS

NHIL@2.5%	50.00 *
GETFL@2.5%	50.00 *
COVID-19@1%	20.00 *



Total Levies	120.00
VAT	318.00 *
<b>Total</b>	<b>51,854.78</b>
Total Payments	
<b>Job Total: ( GH¢ )</b>	<b>51,854.78</b>

APPROVED:

.....

BANK DETAILS:		Account Name: SENSOFT SHIPPING SERVICES LTD.		
Bank Name	Currency	Branch	Account No	Swift Code
BANK OF AFRICA	GH¢	ACCRA	678789440	
ZENITH BANK GH. LTD.	GH¢	KUMASI	YYYUU7657	ZEBLGHAC

## DEBTOR LIST

Client	Dr	Cr	Amount Due
RUICA PIP GH. LTD. ( x )	315,000.00	190,000.00	125,000.00
MY ENG SERV LTD ( x )	40,000.00	35,000.00	5,000.00
PAN AFRICAN LTD ( x )	60,000.00	50,000.00	10,000.00
HOUSE GHANA LTD ( x )	210,000.00	0.00	210,000.00
HEALTH SERVICE LTD ( x )	2,900,000.00	0.00	2,900,000.00
INSIDE SERVICES LIMITED ( x )	20,000.00	0.00	20,000.00
PRINT PLANT LTD ( x )	300,000.00	120,000.00	180,000.00
BELL SUPPLIES LTD ( x )	4,500,000.00	600,000.00	3,900,000.00
UNIVERSAL DELFT LTD ( x )	500,000.00	0.00	500,000.00
NANA KWABENA TOM ( x )	35,000.00	0.00	35,000.00
VIVIAN ADJEI ( x )	230,000.00	0.00	230,000.00
SAMUEL ANTWI KUDOM ( x )	100,000.00	0.00	100,000.00
GHANA WATER COMPANY LTD ( x )	650,000.00	0.00	650,000.00
<b>Total Due ( ):</b>	<b>9,860,000.00</b>	<b>995,000.00</b>	<b>8,865,000.00</b>

## TRIAL BALANCE

12/31/2025 12:00:00 AM

Account Name	Debit	Credit
<b>ASSETS</b>		
- WITHHOLDING TAX	129.74	
- ASSETS		
- ACCOUNTS RECEIVABLES	275,276.97	
- PETTY CASH	18,003.82	
- CHECKING ACCOUNT	4,853.54	
- CASH		19,533.82
<b>EXPENSES</b>		
- CUSTOMER EXPENSE		247,085.42
- CASH DISCOUNTS	7,000.00	
- TRANSPORT EXPENSE		956.24
<b>INCOME</b>		
- SALES INCOME		31,950.57
<b>LIABILITY</b>		
- NATIONAL INSURANCE PAYABLE		655.03
- CREDITOR PAYMENT / REPAYMENT		655.03
- COVID LEVY		262.01
<b>VAT</b>		
- OUTPUT VAT		4,165.95
	<b>305,264.07</b>	<b>305,264.07</b>

## BALANCE SHEET

<b>Assets</b>		
Category	Description	Amount
<b>Current Assets</b>	Accounts Receivables	275,276.97
	Cash	(19,533.82)
	Checking Account	4,853.54
	Petty Cash	18,003.82
	Withholding Tax	129.74
<b>Total Assets</b>		<b>278,730.25</b>

Liability		
Category	Description	Amount
	COVID LEVY	262.01
	Creditor Payment / Repayment	655.03
	National Insurance Payable	655.03
VAT	Output VAT	4,165.95
<b>Total Liabilities</b>		<b>278,730.25</b>

Profit / Loss Equity	Profit	272,992.23
<b>Total Equity</b>		<b>272,992.23</b>

Summary		
<b>Total Assets</b>		<b>278,730.25</b>
<b>Total Liabilities + Equity</b>		<b>278,730.25</b>

## INCOME STAMENT

### INCOME

SALES INCOME	850,302.92
CUSTOMER EXPENSE	10,811,534.14
	0.00
TRANSPORT EXPENSE	11,431.24
<b>Total Income</b>	<b>11,673,268.30</b>

### EXPENSE

#### OTHER EXPENSES

CASH DISCOUNTS	65,673.87
HARBOUR PASS	2,120.00
OFFICE EXPENSE	36,316.00
OUTSIDE SERVICES	9,190.50
PETTY CASH EXPENSE	20,600.00

DIRECTOR'S EXPENSE	15,300.00
RENT EXPENSE	6,396.00
OFFICE SUPPLIES EXPENSE	21,743.00
CUSTOMER EXPENSE	1,342,222.61
LICENSES AND PERMITS	550.00
SALARY EXPENSES	194,628.36
PAYROLL EXPENSES	10,297.80

#### UTILITIES

SECURITY EXPENSE	1,860.00
ELECTRICITY EXPENSE	8,510.00
INTERNET EXPENSE	5,550.00
PHONE EXPENSE	1,109.40
REFUSE COLLECTION EXPENSE	600.00
GENSET EXPENSE	2,000.00

---

<b>Total Expense</b>	<b>1,744,667.54</b>
----------------------	---------------------

---



---

<b>NET PROFIT</b>	<b>9,928,600.76</b>
-------------------	---------------------

---

	Ratio	%
<b>Profit Margin</b>	<b>0.85</b>	<b>85.05</b>

## MONTHLY PROFIT AND LOSS

	January 2025	Total
<b>Income</b>		
ENVIRONMENTAL PROTECTION AGENCY	2,099.66	2,099.66
PROCESSING/FDA/GSA/PAARS	1,830.00	1,830.00
SERVICE CHARGE	2,839.00	2,839.00
SHIPPING LINE CHARGES	33,911.46	33,911.46
OUTSTANDING BILL	956.24	956.24
PROTOCOL EXPENSES	400.00	400.00
HAULAGE CHARGE	9,900.00	9,900.00
IMPORT/EXPORT CLEARANCE-TAX	26,200.95	26,200.95
HANDLING CHARGE	15,332.34	15,332.34
PROCESSING/GSA	1,100.00	1,100.00
DOCUMENTATION CHARGE	2,360.00	2,360.00

GHANA STANDARD AUTHORITY	4,500.00	4,500.00
CUSTOMS DUTY	114,632.85	114,632.85
FOOD AND DRUGS AUTHORITY	13,909.11	13,909.11
ADMINISTRATIVE FEE	550.62	550.62
CCVR	8,000.00	8,000.00
CONFORMITY	1,500.00	1,500.00
PROCESSING CHARGE	31,500.00	31,500.00
ADMIN CHARGES	10,000.00	10,000.00
<b>Total Income</b>	<b>281,522.23</b>	<b>281,522.23</b>

**Expense**

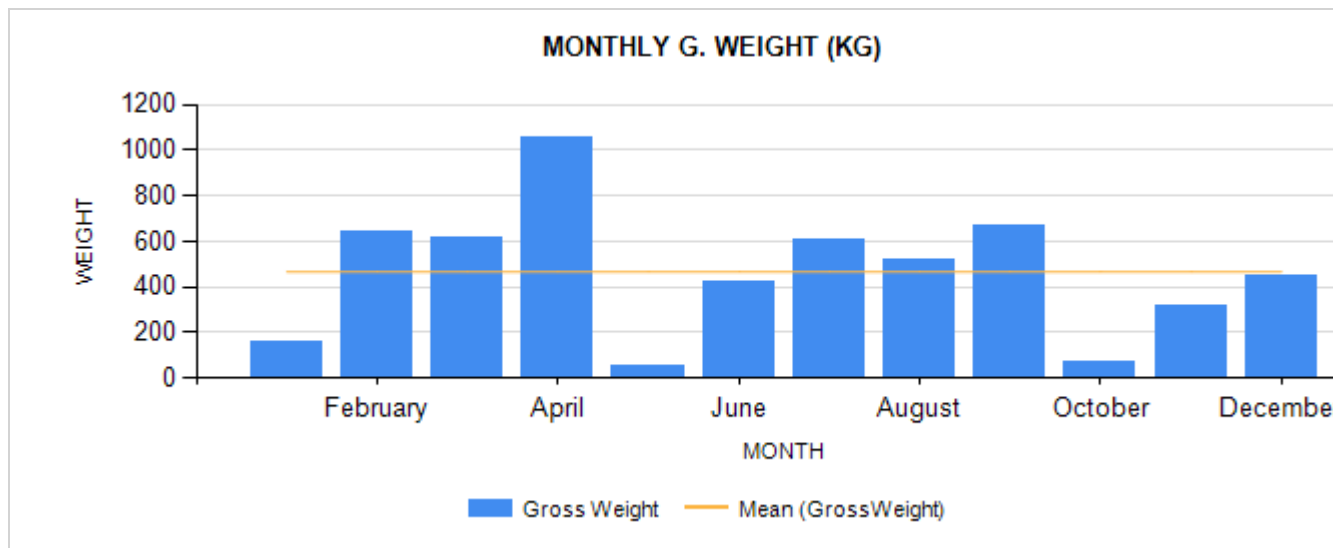
HANDLING CHARGE	230.00	230.00
PROCESSING/PAARS/GSA/FDA	570.00	570.00
HAULAGE CHARGE	100.00	100.00
Cash Discounts	7,000.00	7,000.00
PROCESSING/FDA/GSA/PAARS	630.00	630.00
<b>Total Expense</b>	<b>8,530.00</b>	<b>8,530.00</b>
<b>Profit / Loss</b>	<b>272,992.23</b>	<b>272,992.23</b>

**AIRSHIPMENT FOR A SELECTED YEAR**

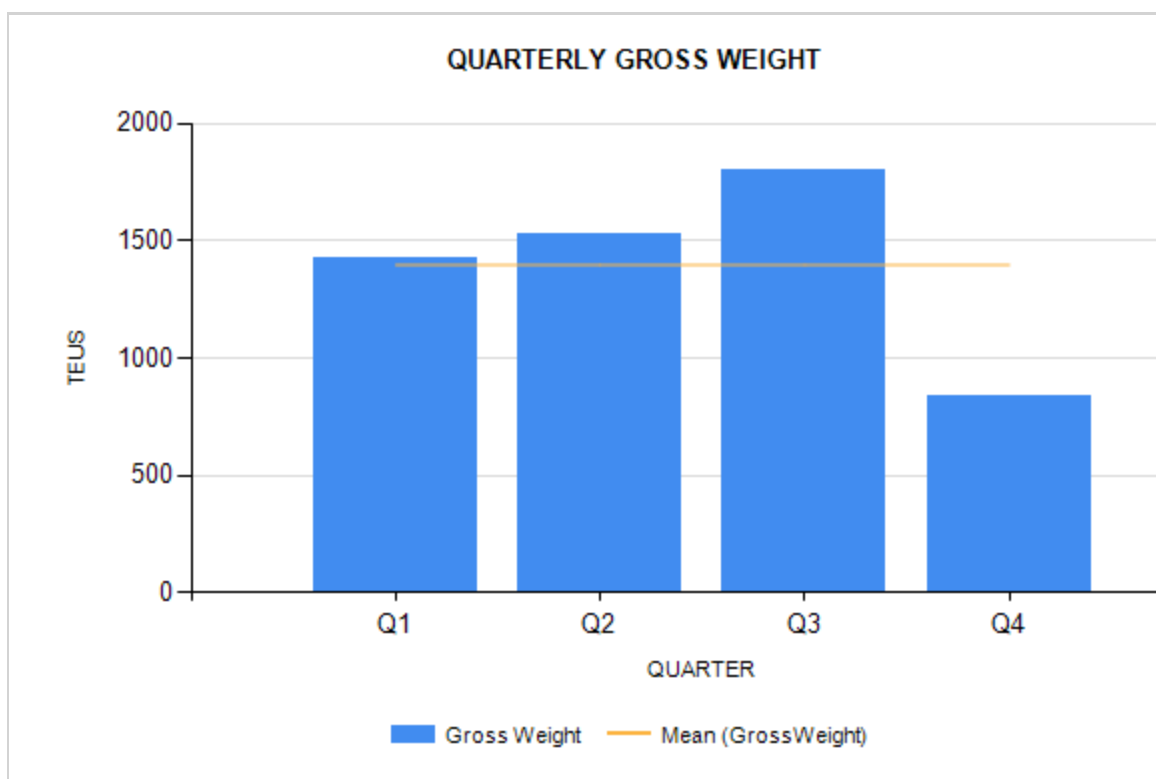
TOTAL FOR PERIOD		
LCL	No Of Pkgs	Gross Weight (KG)
5	488	5,591.51

VOLUMES BY MONTH			
MONTH	LCL	No Of Pkgs	Gross Weight (KG)
January		11	161.30
February		20	643.54
March		14	619.00
April	1	12	1053.30
May	3	6	53.36
June		9	423.30
July		23	611.08
August		37	521.60
September		28	670.44
October		7	72.16

November	1	292	315.57
December	0	29	446.86
<b>TOTAL</b>	<b>5</b>	<b>488</b>	<b>5591.51</b>



<b>VOLUMES BY QUARTER</b>			
<b>MONTH</b>	<b>LCL</b>	<b>No Of Pkgs</b>	<b>Gross Weight</b>
Q4	1	328	834.59
Q3	0	88	1803.12
Q2	4	27	1529.96
Q1	0	45	1423.84
<b>TOTAL</b>	<b>5</b>	<b>488</b>	<b>5,591.51</b>



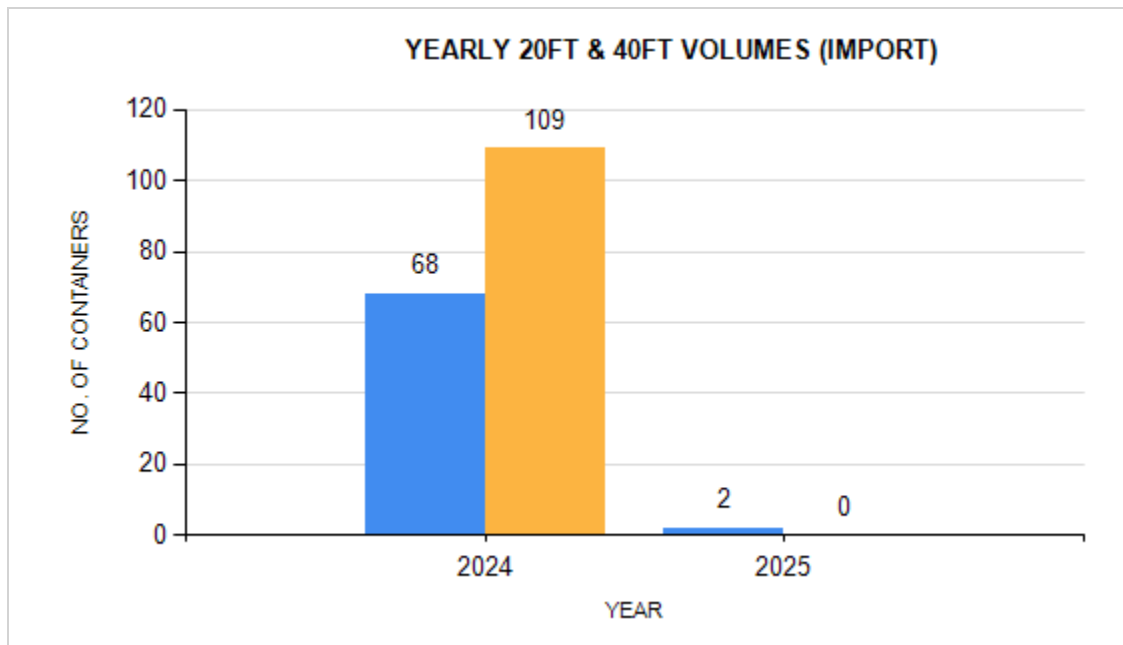
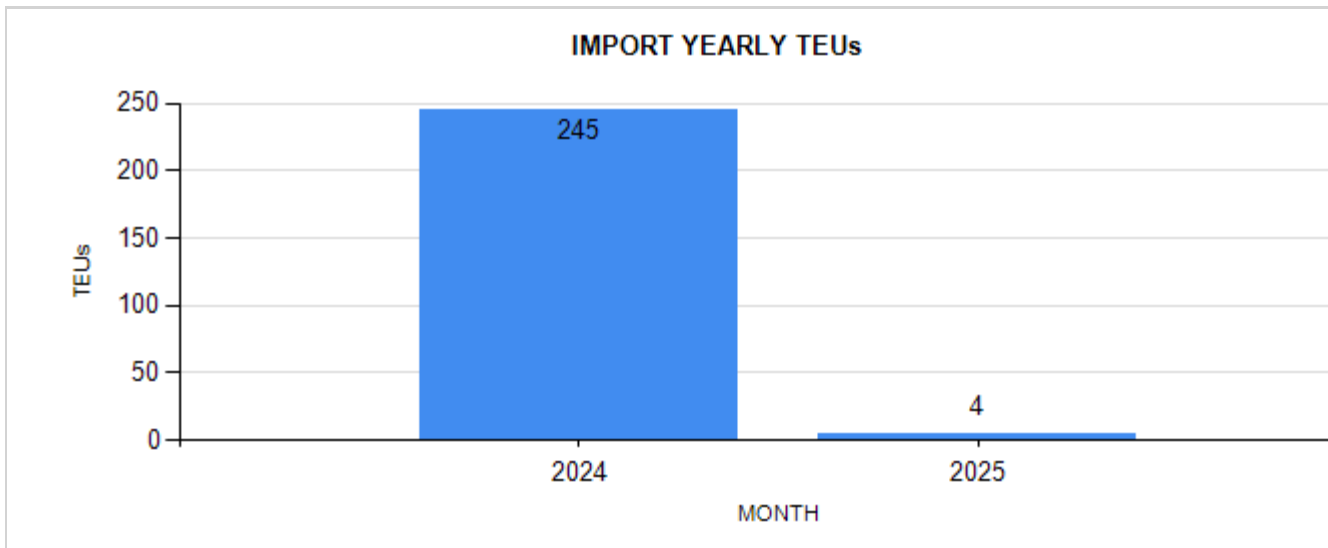
<b>AIR SHIPMENT CLIENTS</b>			
<b>CLIENT NAME</b>	<b>LCL</b>	<b>No Of Pkgs</b>	<b>Gross Weight (KG)</b>
COA GHANA LTD	4	95	1927.36
ICA DE MANTENIMIENTO GH. LTD.	0	46	1097.29
HOUSE NEW LTD	0	1	792.00
PROCESS POOL	0	313	641.30
DENTAL PPL LTD.	1	23	541.75
PP GHANA	0	2	335.70
OUR NETWORK	0	5	131.60
NANA KWAME	0	1	101.10
POS COM LTD	0	2	23.41
<b>TOTAL</b>	<b>5</b>	<b>488</b>	<b>5,591.51</b>

## YEARLY CONTAINER REPORT

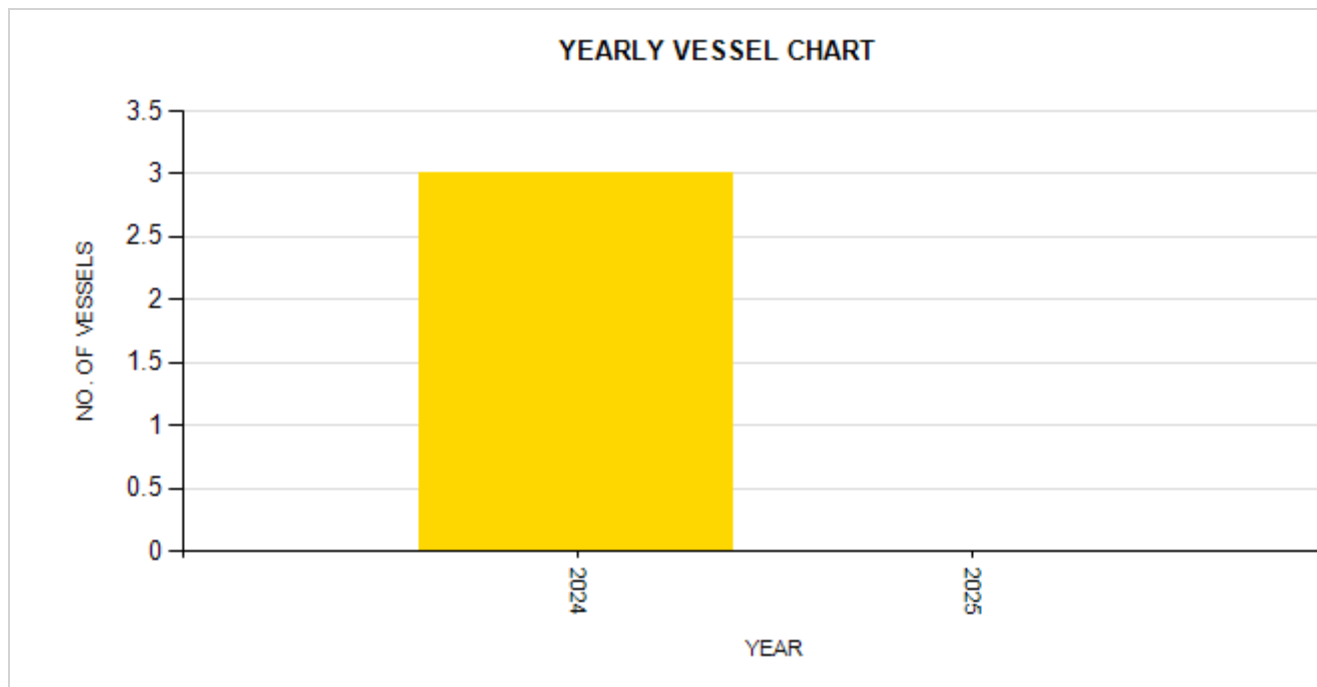
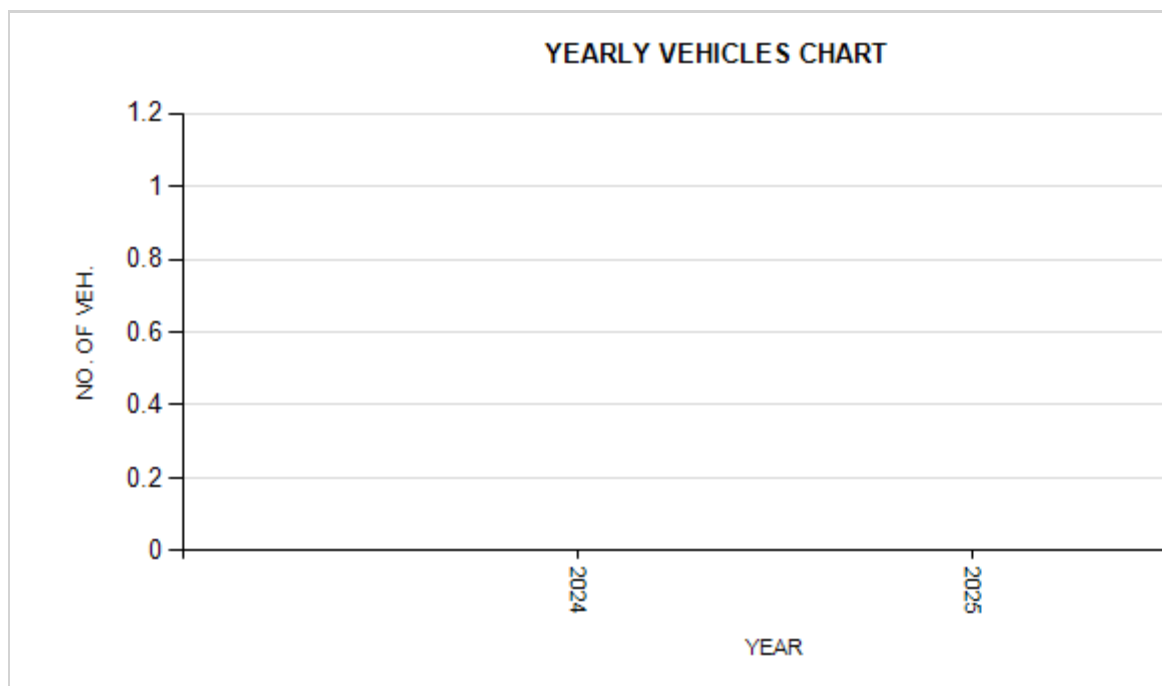
<b>TOTAL FOR PERIOD</b>					
<b>TEUs</b>	<b>20FT</b>	<b>40FT</b>	<b>PART</b>	<b>CARS</b>	<b>Vessel</b>

249	109	70	66	0	3
-----	-----	----	----	---	---

VOLUMES BY YEAR						
YEAR	TEUs	20FT	40FT	PART	CARS	Vessel
2024	245	109	68	66	0	3
2025	4	0	2	0	0	0
<b>TOTAL</b>	<b>249</b>	<b>109</b>	<b>70</b>	<b>66</b>	<b>0</b>	<b>3</b>







CLIENT VOLUMES >= 20 TEUs							
Year Cleared	CLIENT.NAME	TEUs	20FT	40FT	PART	CARS	Vessel
2024	BELL SUPPLIES LTD	72	10	31	3	0	0
2024	CEM LIMITED	50	30	10	28	0	0
2024	AFRICA COMMODITIES	33	33	0	0	0	0
2024	GHANA WATER COMPANY LTD	24	24	0	0	0	0
2025	PRINT PLANT LTD	29	9	10	9	0	0

2025	MAXWEL LIMITED	26	0	13	0	0	0
------	----------------	----	---	----	---	---	---

